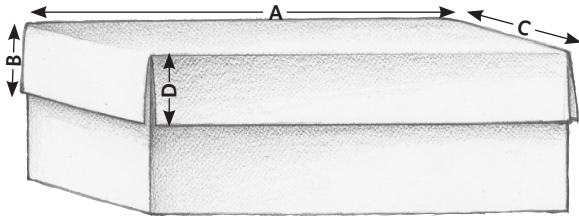


Measurement Worksheet

Important! Existing paraments are not a good "measure" for your new ones. Exposure to sunlight and repeated cleaning/washing will have resulted in some shrinkage over time. Providing exact width, depth and drop measurements taken directly from the surface to be covered will result in a more generous cut and precision centering of design elements. As always, we're here to help — just give us a call at (800) 784-6868.

Altar Cloths/Fair Linens



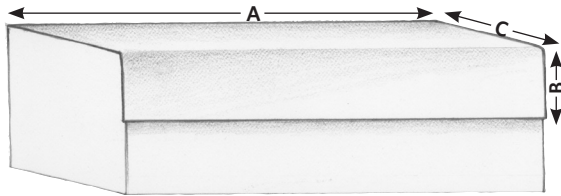
Special Instructions:

Width (A) _____ " Front Drop (D) _____ "
Side Drop (B) _____ " Back Drop (E) _____ "
Depth (C) _____ " (if desired)
Lace Style _____ (if applicable)



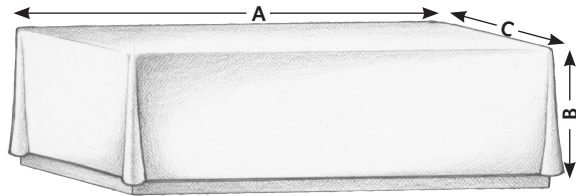
< Please indicate at left placement of embroidered crosses (if applicable).

Superfrontal



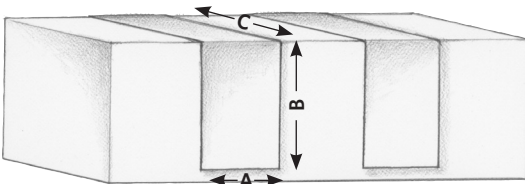
Width (A) _____ " Drop (B) _____ " Depth (C) _____ "
☐ Rod Pocket _____ " OR ☐ Velcro

Laudian Frontal



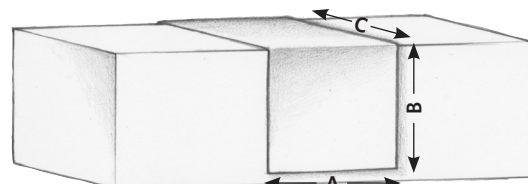
Width (A) _____ " Drop (B) _____ " Depth (C) _____ "
☐ Rod Pocket _____ " OR ☐ Velcro ☐ 3-sided ☐ 4-sided

Altar Frontlets



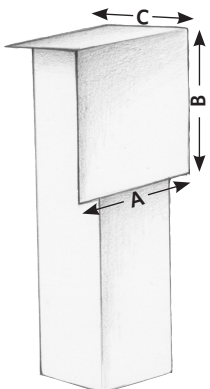
Width (A) _____ " Drop (B) _____ " Depth (C) _____ "
☐ Rod Pocket _____ " OR ☐ Velcro

Antependium



Width (A) _____ " Drop (B) _____ " Depth (C) _____ "
☐ Rod Pocket _____ " OR ☐ Velcro

Pulpit or Lectern



Pulpit	Lectern
Width (A) _____ "	Width (A) _____ "
Drop (B) _____ "	Drop (B) _____ "
Depth (C) _____ "	Depth (C) _____ "
<input type="checkbox"/> Rod Pocket _____ "	<input type="checkbox"/> Rod Pocket _____ "
OR	OR
<input type="checkbox"/> Velcro	<input type="checkbox"/> Velcro

Lectionary Cover

Height _____ "
Width _____ "
Spine _____ "

Veil

Height _____ "
Width _____ "

Biblemarker

Height _____ "
Width _____ "

Burse

Height _____ "
Width _____ "



☐ Bellows Style (standard)



☐ Book Style